

# Kurzweil 3000 Read the Web Extension for Chrome, Firefox and Edge

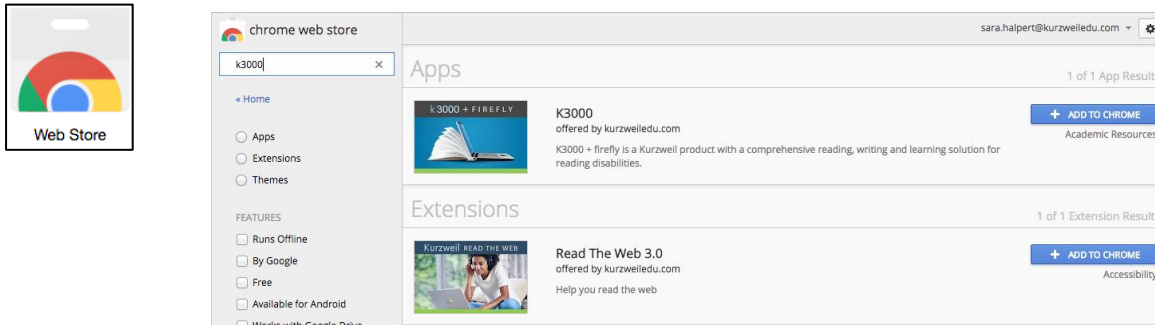
## Set up the Read the Web Extension for Chrome

If you use Chrome as your default web browser, Kurzweil has both an app and an extension.

Use the **Kurzweil 3000 Chrome app** to quickly access the web app login page.

Use the **Kurzweil Read the Web extension** to add a reading toolbar and reading options to your browser.

- Launch Chrome
- Go to the Chrome App Store and search for “Kurzweil” or “K3000”



Click **Add to Chrome** for both the Kurzweil 3000 app and the Read the Web extension.

(Note: Kurzweil 3000 does not need to be installed on the computer. Only your login is required.)


## Set up Mozilla Firefox and Microsoft Edge to Read the Web

The Read the Web toolbar can be installed into the Firefox and Edge browsers.

Go to <https://www.kurzweiledu.com>, choose **Products** at the top right, **Software Updates**, scroll down to **Other Tools** and choose your version.

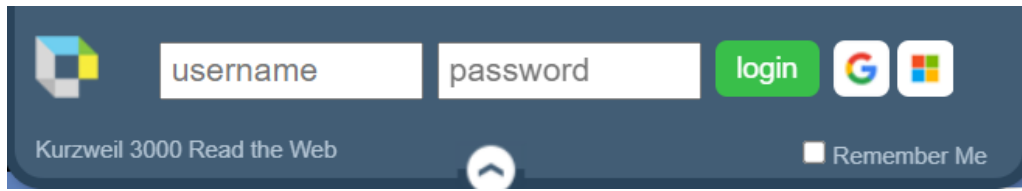
Follow on-screen directions to install.

A kurzweil icon will be added to the upper right corner of your browser




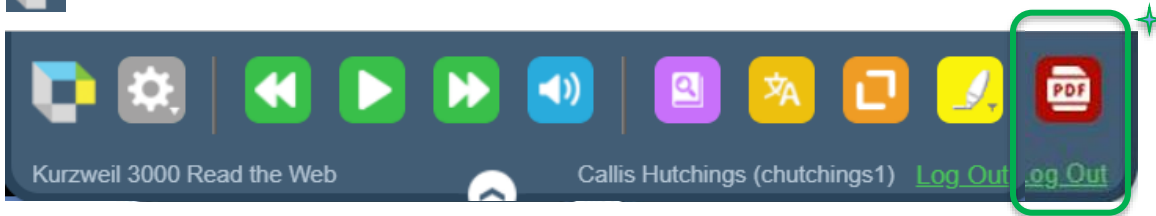
# Using Read the Web

When you browse to a page with readable text, click the icon  and login using your Kurzweil 3000 username and password. You can use the Google or Microsoft buttons if your school is set up with Single Sign On.













Click **Remember Me** for auto login on later browser openings.

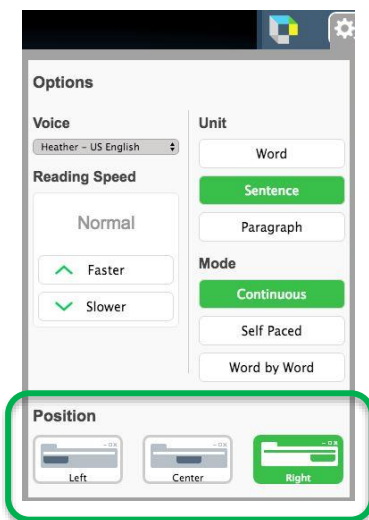
 Clicking on the kurzweil icon will open kurzweil3000.com



Click on the buttons to use the same tools you have in kurzweil 3000 Desktop Client, or kurzweil3000.com.

- |  |   |
|--|---|
|  Reading /Audio Settings        |  Move back 1 unit                        |
|  Read Pause                     |  Move forward 1 unit                     |
|  Read Aloud / Mute            |  Dictionary                            |
|  Translation                  |  Screenshot Reader                     |
|  Highlight & Extract web page |  PDF Reader (shows only when in a PDF) |

**Change** the position of the mini toolbar.



**Note:** If you need to read a locked site (like a testing site), go to the page first, then open the Read the Web extension.

**Note:** How-to videos can be found on the YouTube channel 'Kurzweil Education', and in the Kurzweil Academy.