



## New Features Update – August 2021

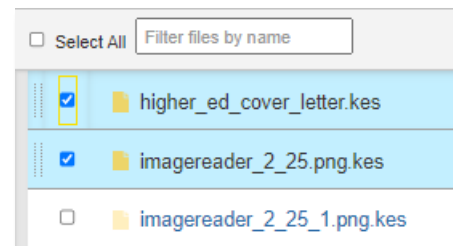
[www.kurzweil3000.com](http://www.kurzweil3000.com), Windows - V20.09, Macintosh - V20.09

### Item for kurzweil3000.com

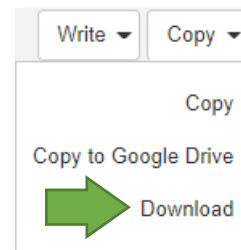
1.

#### Download files from Universal Library

1. Select file(s) to be downloaded by checking the box to the left of the file name.

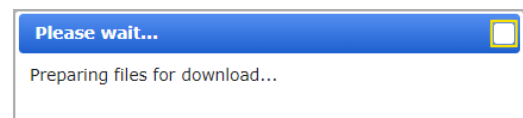


2. Hover over “Copy” to activate the dropdown menu.
3. Click “Download”.

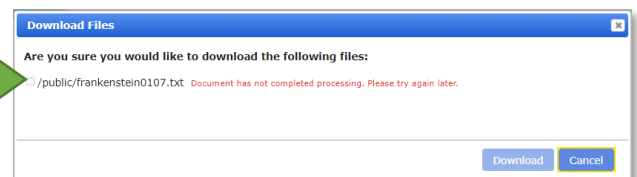


#### Notification windows will indicate the process

Process has started

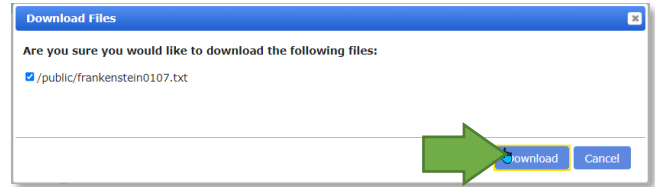


File is not ready to Download. If you see this window click “Cancel” and reselect file(s). This allows additional time for processing.



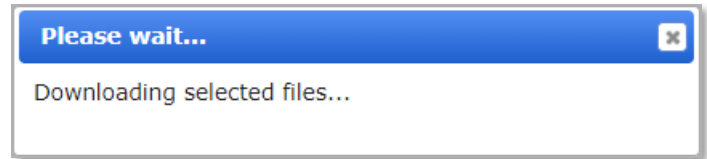
Note: If some documents are ready and some are not you can download those that are and come back to the others.

- To start download click “Download” (here I have selected only 1 file).

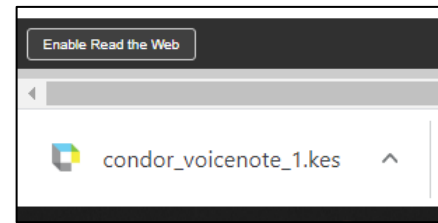


**Notification window**

Download has started.



- Download will complete according to the normal Processes of the browser you are using.  
(Ex. This is a screenshot from the download in Chrome.)



**Item for Web Subscription platforms**

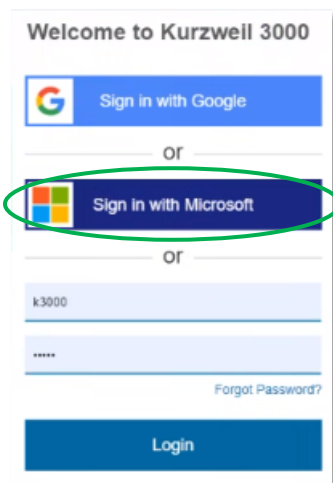
**2.** \_\_\_\_\_

**Sign in with Microsoft**

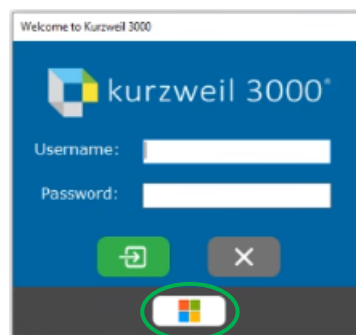
FIRST SIGN IN – to work your organization must first be set up for Single Sign on (SSO) with kurzweil’s system.

- Then to activate the Microsoft button for:  
Mac or PC desktop client run the August update.  
Read the Web extension – close all windows/tabs in the browser and relaunch browser.

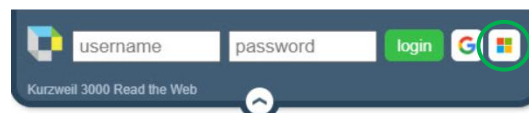
**Kurzweil3000.com**



**kurzweil 3000 for Windows and Mac**

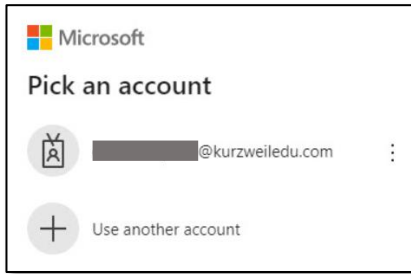


**Browser Extension**

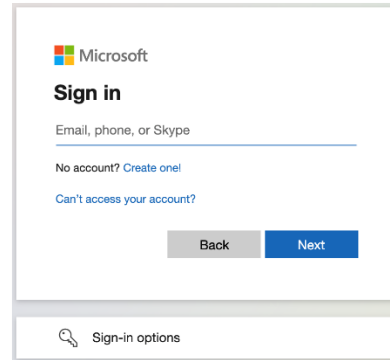


- Click the Microsoft Button.
- Select the email account you will use. This **must** be the email domain registered with kurzweil 3000.

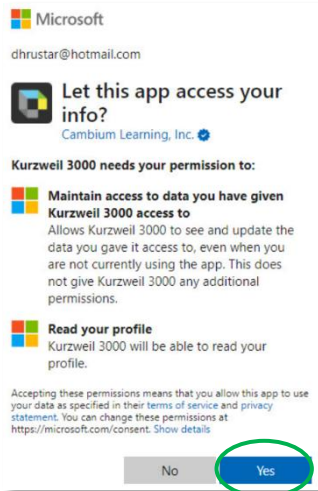
In  
Windows  
Kurzweil3000.com  
Read the Web browser extension  
you will see:



In Mac  
You will see a window like the one to the left  
or the one below




4. Give integration permissions by clicking "Yes".



4. You will then be taken into the platform you are signing in to.

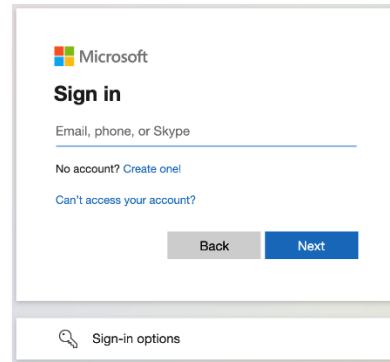
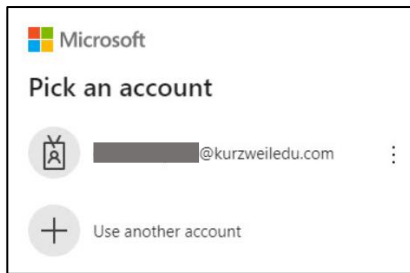
**⊘ Kurzweil3000.com error message**

If you click on either the Google or Microsoft buttons on the kurzweil3000 sign in window and your organization is not yet registered for SSO you will receive this error message.



## SUBSEQUENT LOGINS

1. Click on the Microsoft button.
2. If you have more than 1 Microsoft email you may see the choose your email or sign in window again.



3. Once the email is chosen
  - a. by default (single email option)
  - b. by selectionyou will be signed in and taken into the platform.

## Item for kurzweil 3000 for Mac Web Subscription Desktop Client

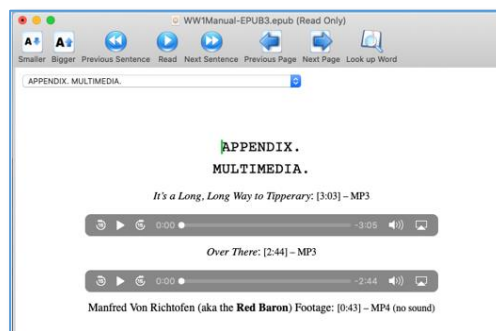
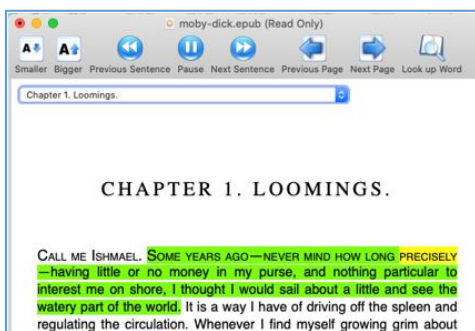
2.

### Enhanced ePub Reading

An ePub document can now be loaded into kurzweil3000 for Mac the same way as any other document.

ePubs not only bring in text data,

they can include audio & video files.



- Dynamic pagination
- Bookmarks
- Hyperlinks
- Tables of Contents
- Indexes
- and more

Once opened kurzweil provides enhanced reading tools with a new ePub toolbar.



An ePub can be opened in 2 ways:

- **Reflowable Pagination** allows page content to dynamically adjust based on window and font size.
- **Fixed Layout** keeps the layout of the original document, so pictures and text don't adjust position

## FEATURES

### From ePub document

- Navigation based on ePub's
  - Table of Contents,
  - Page-by-page
  - Internal chapter links.
- Listen to embedded audio
- View embedded video.

### Kurzweil Tools

- Reading – aloud/silent with Dual Highlighting
  - Acapela or Native Apple/Nuance System Voices
  - Dictionary/Thesaurus †
  - Picture Dictionary †
  - Translation †
  - Magnify spoken word
  - Create Audio Files & export to iTunes
  - Offline Mode
- † (Using words that can be selected or highlighted with the cursor.)

### Kurzweil Customization

- Reading Unit
- Reading Voice
- Reading Speed
- Reading Mode
- Font size

**Limitation:** Due to reflowable pagination any tools using Highlighters or Notes cannot currently be used.

Keep watching for future enhancements.